

Straphangers Campaign

N SUBWAY LINE PROFILE



Straphangers Campaign MetroCard Rating \$1.10

The N line ranks tied for 8th place out of the 21 subway lines rated by the Straphangers Campaign. Our ranking is based on the MTA New York City Transit data below, using a method described at www.straphangers.org.

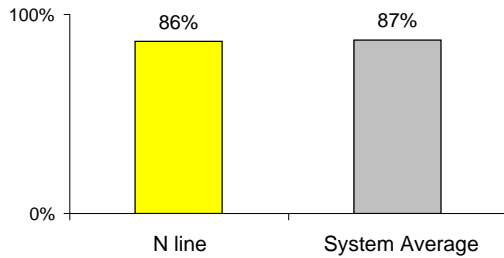
The N line is scheduled to come less often than most subway lines...

scheduled minutes between weekday trains as of December 2008

	AM Rush	Noon	PM Rush	Overnight
N line	7	10	8	20
System Average	5:25	8:20	5:45	20

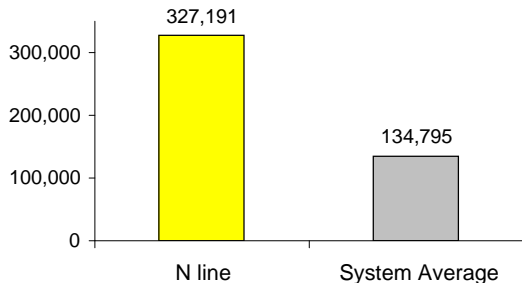
and arrives with near-average regularity.

% of trains arriving at regular intervals (without gaps in service or train "bunching") between 6 am and midnight



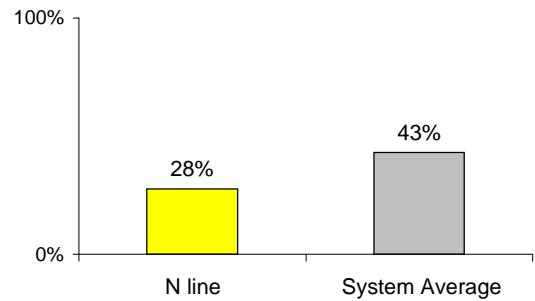
Cars on the N break down less often than those on any other line.

average miles traveled between delays caused by mechanical failures, 2008



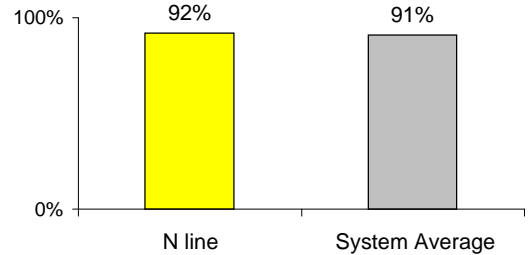
You're less likely to get a seat on the N.

% of passengers with seats at most crowded point during rush hour



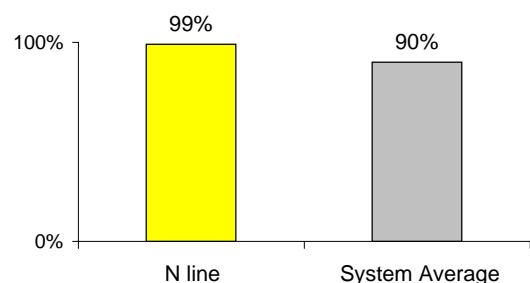
The N line has near-average cleanliness...

% of cars with 'light or no interior dirtiness' as defined by NYC Transit



and performs nearly perfect on in-car announcements.

% of cars with correct announcements as defined by NYC Transit



Suggestions? Questions? Complaints? Call (718) 521-7036