

# Straphangers Campaign

## E SUBWAY LINE PROFILE



**Straphangers Campaign MetroCard Rating \$1.10**

The E line ranks tied for 8th place out of the 21 subway lines rated by the Straphangers Campaign. Our ranking is based on the MTA New York City Transit data below, using a method described at [www.straphangers.org](http://www.straphangers.org).

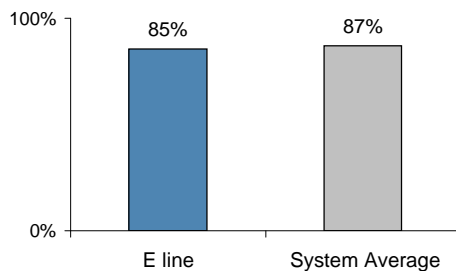
### The E is scheduled to come more often than the average line...

scheduled minutes between weekday trains as of December 2008

	AM Rush	Noon	PM Rush	Overnight
<b>E line</b>	<b>4</b>	<b>7:30</b>	<b>4</b>	<b>20</b>
<b>System Average</b>	<b>5:25</b>	<b>8:20</b>	<b>5:45</b>	<b>20</b>

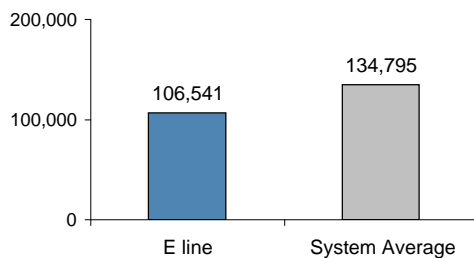
### and arrives with near-average regularity.

% of trains arriving at regular intervals (without gaps in service or train "bunching") between 6 am and midnight



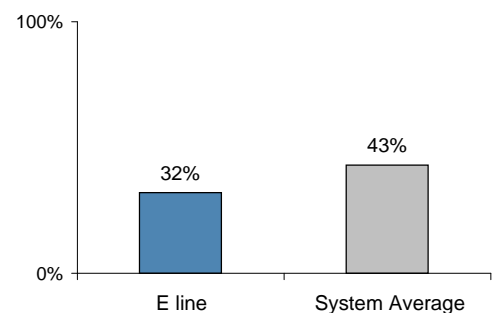
### Cars on the E break down more often than those on the average line.

average miles traveled between delays caused by mechanical failures, 2008



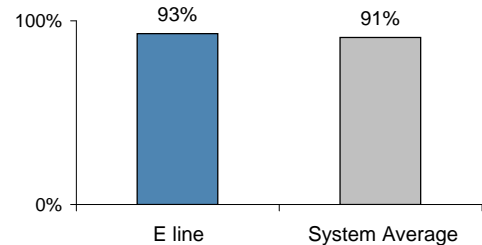
### You're less likely to get a seat on the E.

% of passengers with seats at most crowded point during rush hour



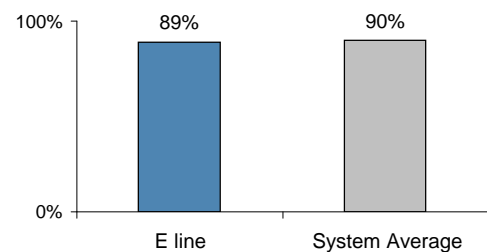
### On cleanliness, the E performs near the system average...

% of cars with 'light or no interior dirtiness' as defined by NYC Transit



### and also on in-car announcements.

% of cars with correct announcements as defined by NYC Transit



**Suggestions? Questions? Complaints? Call (718) 334-7692**