

Straphangers Campaign



SUBWAY LINE PROFILE



Straphangers Campaign MetroCard Rating \$1.05

The J & Z lines ranks tied for 7th place out of the 22 subway lines rated by the Straphangers Campaign. Our ranking is based on the MTA New York City Transit data below, using a method described at www.straphangers.org.

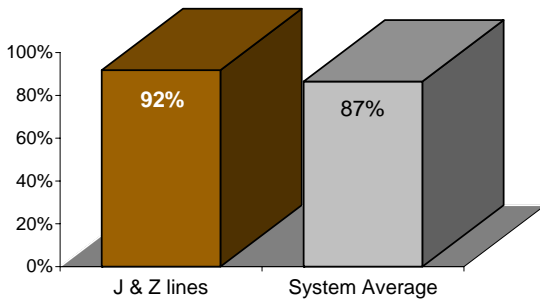
The J & Z lines have more rush hour and less midday service than the average line...

scheduled minutes between weekday trains as of January 2006

	AM Rush	Noon	PM Rush	Overnight
J & Z lines	5	10	5	20
System Average	5:33	8:26	5:48	20

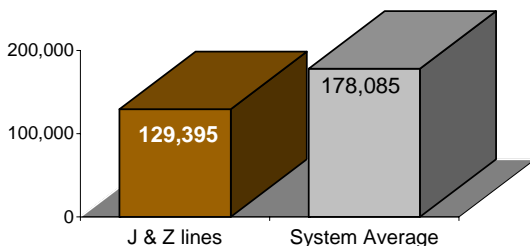
and arrive with higher regularity than all other lines.

% of trains arriving at regular intervals (without gaps in service or train "bunching") between 6 a.m. and 9 p.m.



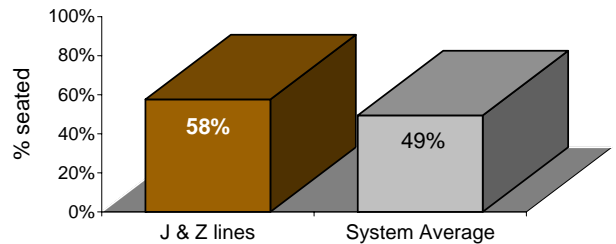
Cars on the J & Z break down more often than those on the average line.

average miles traveled between delays caused by mechanical failures, 2005



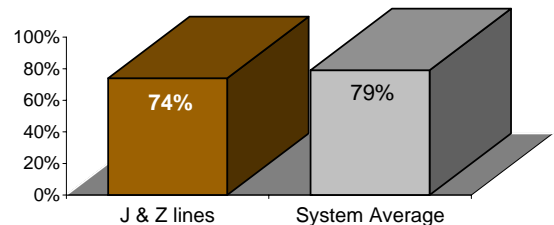
You're more likely to get a seat on the J & Z lines.

% of passengers with seats at most crowded point during rush hour



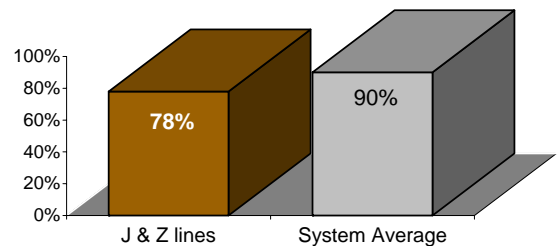
The J & Z lines are less clean than average...

% of cars with 'light or no interior dirtiness' as defined by NYC Transit



and perform the worst of all lines on in-car announcements.

% of cars with correct announcements (as defined by NYC Transit)



Suggestions? Complaints? Call the J & Z lines superintendent at (718) 927-7290.