

Straphangers Campaign

J/Z SUBWAY LINE PROFILE



Straphangers Campaign MetroCard Rating \$1.10

The J & Z lines rank tied for 4th place out of the 21 subway lines rated by the Straphangers Campaign in 2005. Our ranking is based on the MTA New York City Transit data below, using a method described at www.straphangers.org.

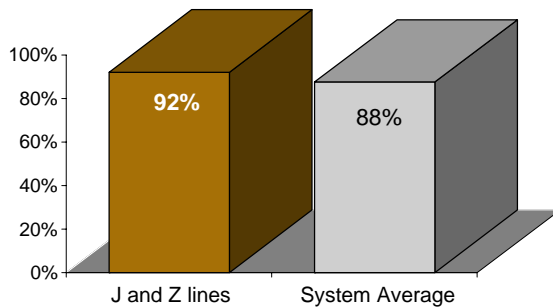
The J and Z have an above-average amount of rush-hour service. . .

scheduled minutes between weekday trains as of February 2004

	AM Rush	Noon	PM Rush	Overnight
J & Z lines	5	10	5	20
System Average	5:43	8:26	5:55	20

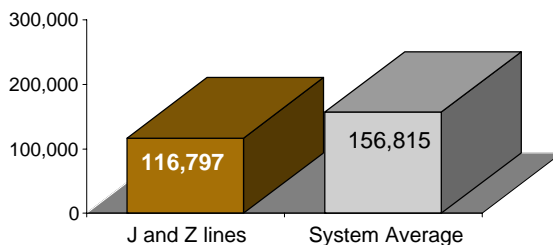
and arrive with regularity more frequently than average.

% of trains arriving at regular intervals (without gaps in service or train "bunching") between 6 a.m. and 9 p.m.



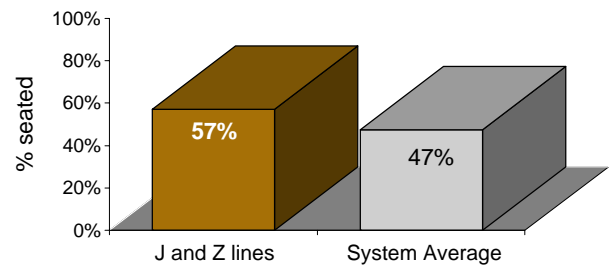
Cars on the J and Z break down more often than those on the average line.

average miles traveled between delay caused by mechanical failures, 2004



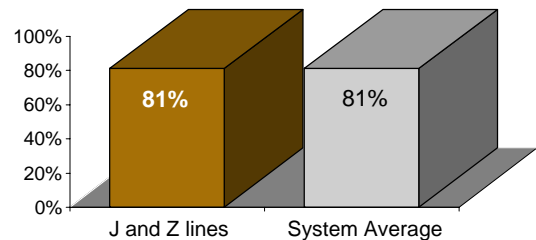
You have a better-than-average chance of getting a seat on the J and Z.

% of passengers with seats at most crowded point during rush hour



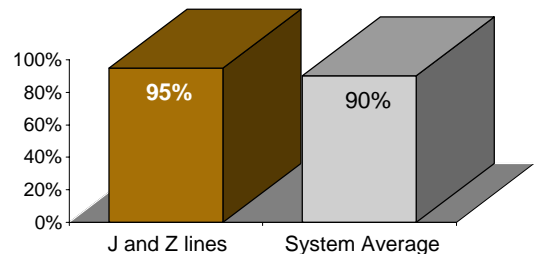
The J and Z have average cleanliness. . .

% of cars with 'light or no interior dirtiness' as defined by NYC Transit



and perform above average on in-car announcements.

% of cars with correct announcements (as defined by NYC Transit)



Suggestions? Complaints? Call the J and Z lines superintendent at (718) 927-7290.