

Straphangers Campaign

N SUBWAY LINE PROFILE



Straphangers Campaign MetroCard Rating 70¢

The N line ranks 2nd worst of the 20 subway lines rated by the Straphangers Campaign. Our ranking is based on the MTA New York City Transit data below, using a method described at www.straphangers.org.

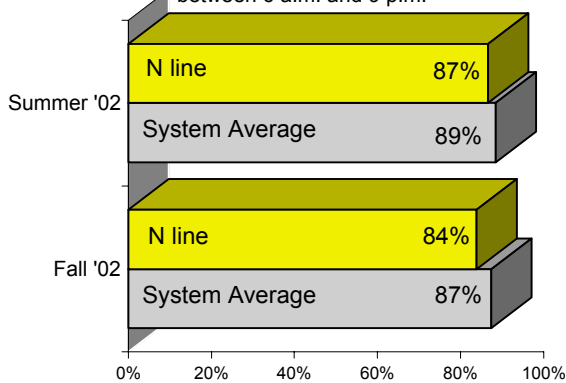
The N line is scheduled to come less often than most lines. . .

scheduled minutes between weekday trains as of December 2002

	AM Rush	Noon	PM Rush	Overnight
N line	8	10	9	20
System Average	6:02	8:52	6:23	20

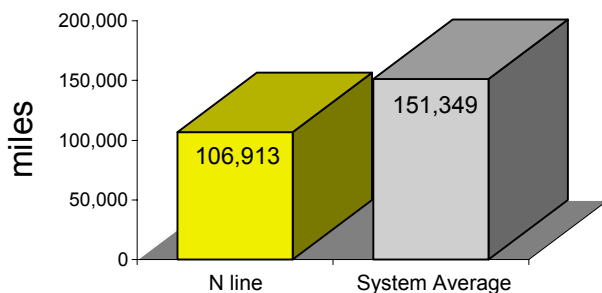
and arrives with lower-than-average regularity.

% of trains arriving at regular intervals (without gaps in service or train "bunching") between 6 a.m. and 9 p.m.



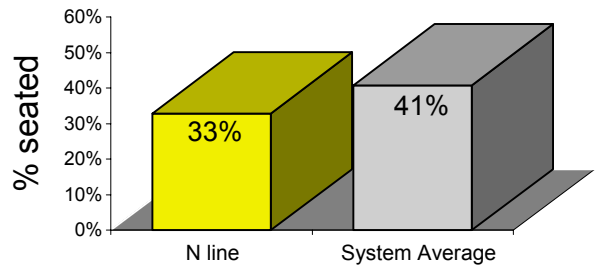
Cars on the N break down at a higher rate than those on the average line.

average miles traveled between delays caused by mechanical failures, July to December 2002



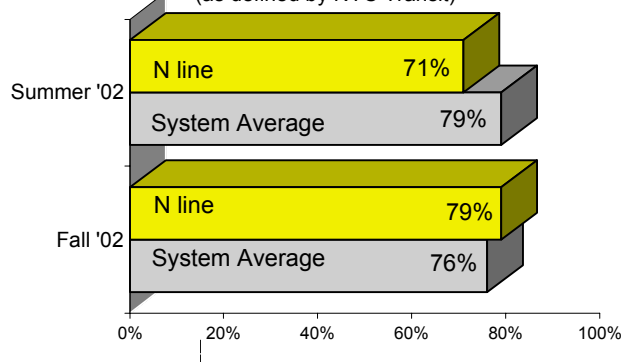
You're less likely to get a seat on the N.

% of passengers with seats at most crowded point during rush hour



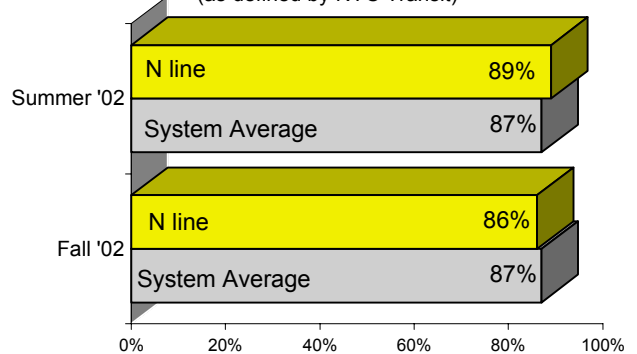
On cleanliness, the N performs both above and below the system average. . .

% of cars with "light or no interior dirtiness" (as defined by NYC Transit)



and also on in-car announcements.

% of trains with correct announcements (as defined by NYC Transit)



Suggestions? Complaints? Call the N line superintendent at (718) 521-7036.