

# Straphangers Campaign

## J/Z SUBWAY LINE PROFILE



**Straphangers Campaign MetroCard Rating \$1.15**

The J & Z line ranks 8th out of the 20 subway lines rated by the Straphangers Campaign. Our ranking is based on the MTA New York City Transit data below, using a method described at [www.straphangers.org](http://www.straphangers.org)

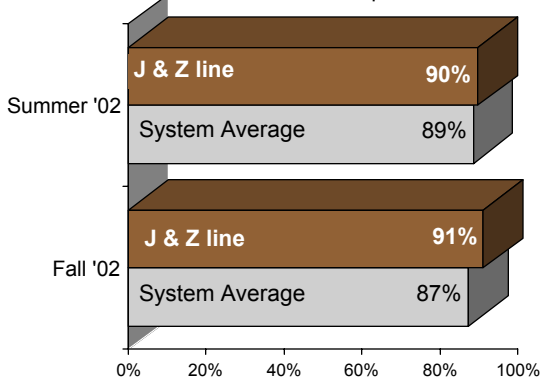
### The J & Z line is scheduled to come more often than most subway lines. . .

scheduled minutes between weekday trains  
as of December 2002

	AM Rush	Noon	PM Rush	Overnight
<b>J &amp; Z line</b>	<b>5</b>	<b>10</b>	<b>5</b>	<b>20</b>
<b>System Average</b>	<b>6:02</b>	<b>8:52</b>	<b>6:23</b>	<b>20</b>

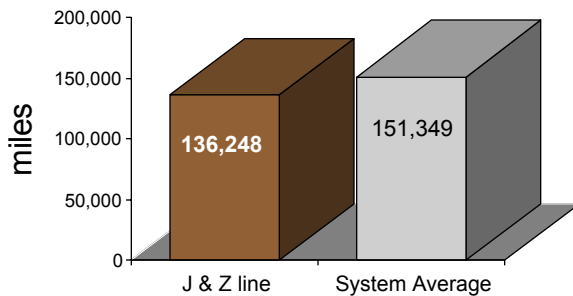
### and arrives with regularity more often than the average line.

% of trains arriving at regular intervals  
(without gaps in service or train "bunching")  
between 6 a.m. and 9 p.m.



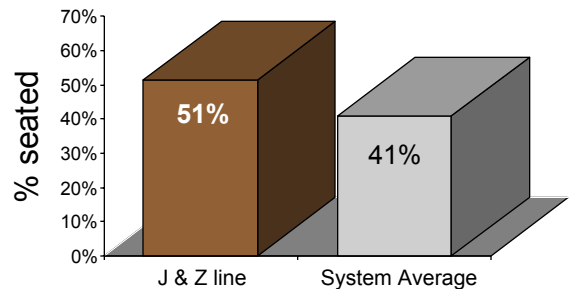
### Cars on the J & Z break down at a rate higher than those on the average line.

average miles traveled between delays caused by  
mechanical failures, July to December 2002



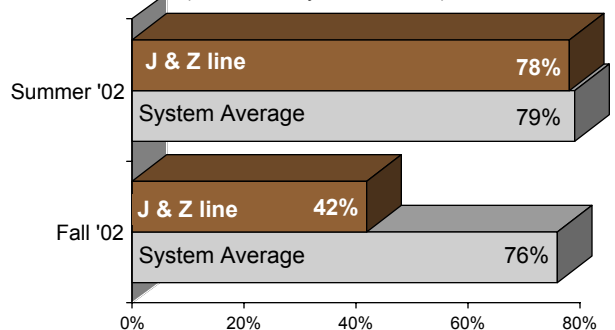
### You're more likely to get a seat on the J &

% of passengers with seats  
at most crowded point during rush hour



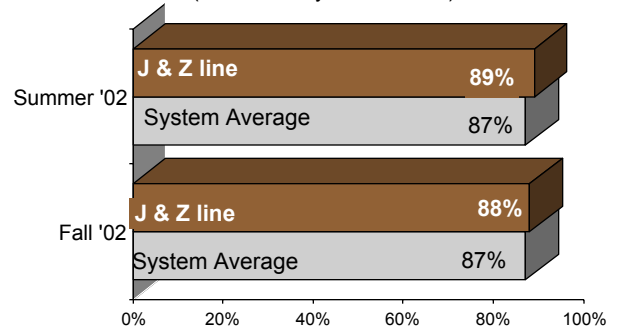
### The J & Z is the system's dirtiest line. . .

% of cars with "light or no interior dirtiness"  
(as defined by NYC Transit)



### but performs above average on in-car announcements.

% of trains with correct announcements  
(as defined by NYC Transit)



**Suggestions? Complaints? Call the J & Z line superintendent at (718) 927-7290.**